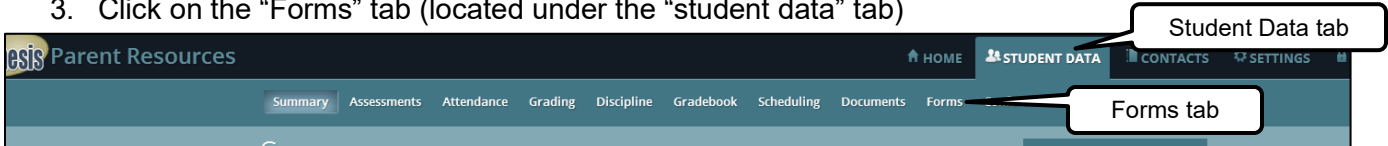


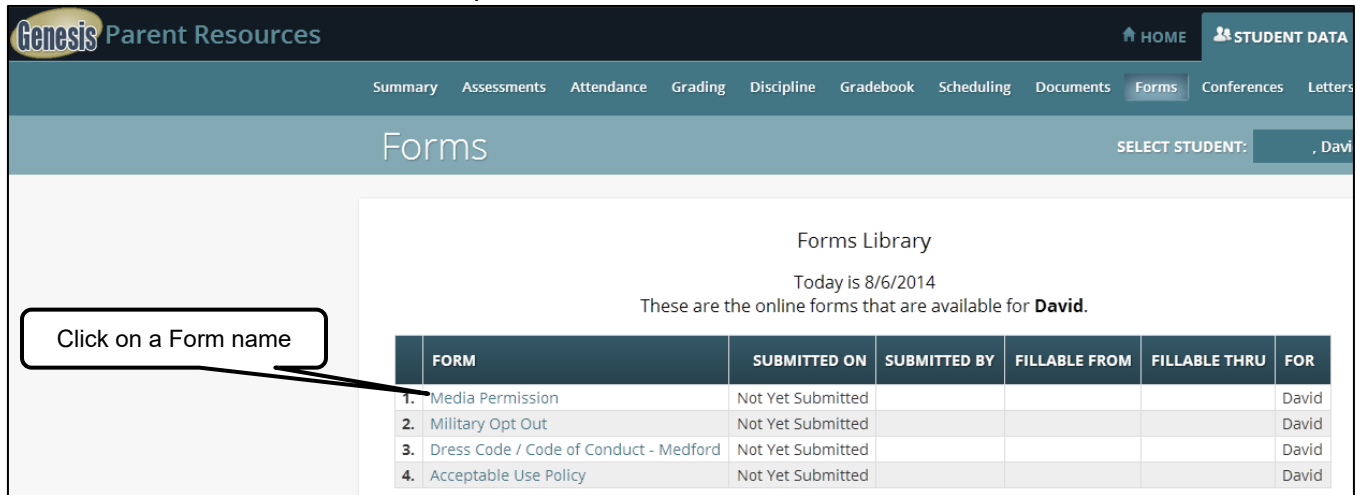
How to view and submit forms

It is highly recommended to use Google Chrome, not Internet Explorer. If you don't have Google Chrome, it may be downloaded for free by going to <http://www.google.com>

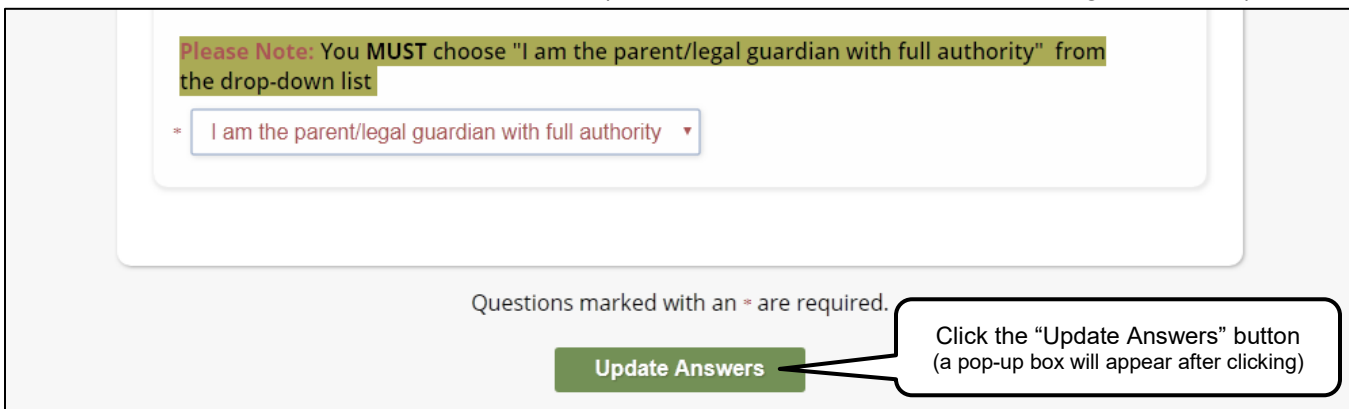
1. Go to the Parent Portal login screen: <https://parents.genesisedu.com/bcit>
2. Login with your username and password
 - a. Your username is your complete email address
3. Click on the "Forms" tab (located under the "student data" tab)



4. The Forms Library will display Forms available to be completed online for the current student
5. Click on a Form name to complete & submit it



6. Fill out all required drop boxes and checkboxes.
7. Click on the "Update Answers" button (a pop-up box will appear after clicking this button)



8. In the pop-up box,
 - a. Check the "Finalize" checkbox
 - b. Click on the "Update Answers" button

